

# LSL SERIES

Commercial Lighting

LSL-2FT-20W-MCT-D-SEN  
2FT NARROW STRIP WITH SENSOR

**MCT** Multi Color Temperature (Selectable)



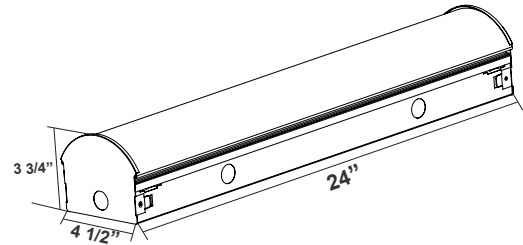
**WESTGATE**  
THE FUTURE IS HERE...AND IT'S QUITE BRIGHT!

Customer Name: \_\_\_\_\_

Project Name: \_\_\_\_\_

Note: \_\_\_\_\_

Type: \_\_\_\_\_



24"(L) x 4 1/2"(W) x 3 3/4"(H)

LED Strip Light is a cost-effective, energy-efficient lighting fixture for surface mount applications such as corridors, stairwells, public rooms, schools, hospitals utility areas, etc. Ideal choice for residential, commercial, and industrial lighting. Steady performance and long lifetime. Ideal for applications requiring fixtures with motion sensor or battery backup, see factory-installed options below

## Features

- High Lumen Efficiency
- Ceiling Mount or Suspended Mount
- Linkable (Optional Alignment Bracket Available)
- MCT: Multi Color Temperature (Selectable Switch Inside Fixture)

## Technical Specifications

### Electrical:

- Voltage: 120-277VAC 60Hz
- Wattage: 20W
- Power Factor: >0.99
- Efficacy: 105 LPW

### Mechanical:

- Whit Finish
- Bi-Level Microwave Motion Sensor Inside the Fixture Under The Lens.
- Lens: Polycarbonate Frosted Lens, Shatter Resistant
- Translucent Lens Caps Illuminate With The Light.
- Integrated Lens & LED Module for Easy Installation & Maintenance.
- Ceiling Mount or Suspended Mount
- Junction Box Cover Kit Included, It Sits on Any 3" or 4" Round Junction Boxes
- Operating Temperature: -4°F -122°F
- Housing: Cold-rolled Steel
- Lens: Polycarbonate Frosted Lens
- IP44 Suitable For Damp Location
- 5-Year Warranty

### Sensor Spec:

- Detection Range: 17Ft. / 360°
- Mounting Height: 25Ft. Max.
- DIP Settings switch on The Sensor
- Optional Remote Control (WEC-3RC)

### Lighting:

- Dimmable: 0~10V Dimming
- Total Lumens: 2100LM
- Color Temperatures: 3500K/ 4000K/ 5000K
- Multi-CCT (Selectable switch inside fixture)
- Color Rendering Index: CRI ≥ 80
- Reduces Energy Consumption Up to 80% Compared to a Fluorescent Fixture
- Rated life: 50,000 Hrs

### Applications:

- LED Strip Light is a cost-effective, energy-efficient lighting fixture for surface mount applications such as corridors, stairwells, public rooms, schools, hospitals utility areas, etc.
- Ideal for applications requiring fixtures with motion sensor or battery backup, see factory-installed options below
- Ideal for residential, commercial, and industrial lighting. Steady performance and long lifetime

### Other Models:

- 20W | 2100LM | LSL-2FT-20W-MCT-D-EM-SEN

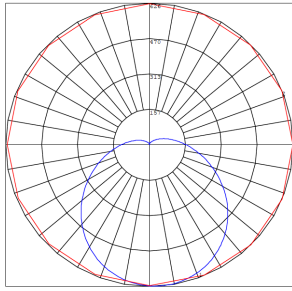
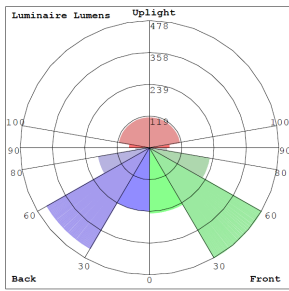


Phone: (877) 805-2252 | Fax: (877) 805-2252  
www.westgatemfg.com |

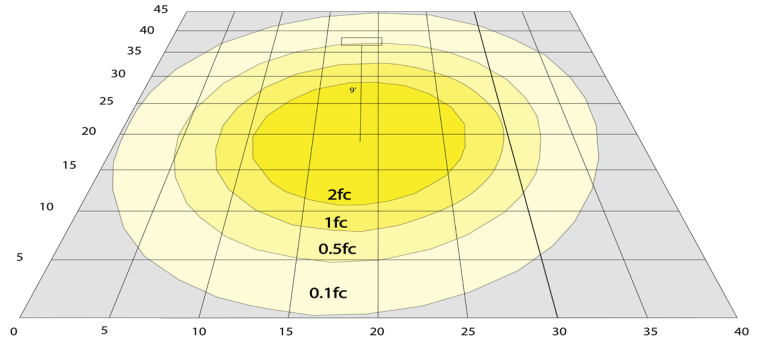


WG-06272022

## Photometrics: LSL-2FT-20W-MCT-D-SEN



BUD Rating: B1-U3-G1




20W 5000K, Area 45'x 40' Mounting Height: 9'

## Other Views:



Front View



Side View



Back View

## Performance Table: LSL-2FT-20W-MCT-D-SEN

MODEL NO.	Wattage	Voltage	Lumens	Color Temp.	BUG Rating	LPW
LSL-2FT-20W-MCT-D-SEN	20W	120~277V	2100LM	3500K 4000K 5000K	B1-U3-G1	105

## Sample Ordering

Model	Size	Wattage	Color Temp.	Dimming	Sensor
LSL	2FT	20W	MCT	D	SEN

## Accessories:

Blank = No Option For Accessories

LSL-CB = LSN SERIES ALIGNMENT BRACKET

SCL-TBC-WN = T-BAR CLIP WITH SUSPENSION HOLE ON TOP. WING NUT AND WASHER INCL.

SCL-CSY = ADJUSTABLE 1/16" 6FT. SUSPENSION KIT WITH Y-CONNECTOR KEY HOLE SET + 2

T-BAR CLIPS + 1 CABLE BUSHING + 3 PLASTIC TIE STRAPS - 70 LBS. MAX LOAD

SCL-GSY10 = HEAVY-DUTY ADJUSTABLE 1/16" 10FT. SUSPENSION KIT WITH Y-CONNECTOR &

LOOP GRIPPER & HOOKS - 70 LBS. MAX LOAD (2 PER SET)

SCL-GSY20 = HEAVY-DUTY ADJUSTABLE 1/16" 20FT. SUSPENSION KIT WITH Y-CONNECTOR &

LOOP GRIPPER & HOOKS - 70 LBS. MAX LOAD (2 PER SET)

SCL-GSY110 = ADJ. 20FT 1/16in SINGLE SUSPENSION CABLE WITH Y HOOK ENDS. LOOP

GRIPPER ON TOP 70 LBS. MAX LOAD (ORDER 3 FOR 8FT.)

SCL-GSY120 = ADJ. 20FT 1/16in SINGLE SUSPENSION CABLE WITH Y HOOK ENDS. LOOP

GRIPPER ON TOP 70 LBS. MAX LOAD (ORDER 3 FOR 8FT.)

LSL-2FT-WG = WIRE GUARD KIT FOR 2FT. STRIP LIGHT

## Factory-Installed Options:

Blank = No Option For Accessories

OPT-HBC-125TL-WH = NEMA TWIST-LOCK PLUG 8FT, 15A, 125V

OPT-HBC-277TL-WH = NEMA TWIST-LOCK PLUG 8FT, 15A, 277V

OPT-HBC-125SB-WH = STRAIGHT BLADE PLUG 10FT, 15A,125V, 3-CONDUCTOR 18AWG

## ACCESSORIES:



SCL-GSY110



SCL-GSY120



SCL-TBC-WN



ALIGNMENT (COUPLING)  
BRACKET



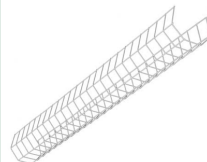
SCL-GSY10



SCL-GSY20



SCL-CSY



LSL-2FT-WG

## FACTORY-INSTALLED OPTIONS:



OPT-HBC-125SB-WH OPT-HBC-125TL-WH OPT-HBC-277TL-WH

